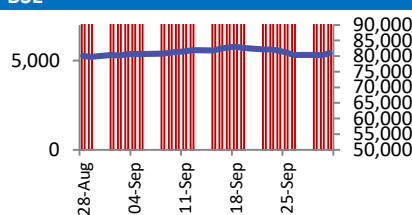
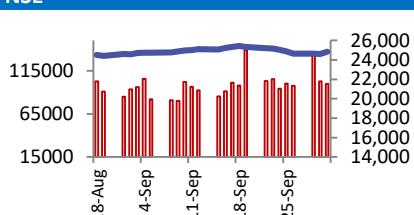


BSE			NSE		
 <p>5,000</p> <p>0</p> <p>28-Aug</p> <p>04-Sep</p> <p>11-Sep</p> <p>18-Sep</p> <p>25-Sep</p> <p>90,000</p> <p>85,000</p> <p>80,000</p> <p>75,000</p> <p>70,000</p> <p>65,000</p> <p>60,000</p> <p>55,000</p> <p>50,000</p>	Open	81275	 <p>115000</p> <p>65000</p> <p>15000</p> <p>28-Aug</p> <p>4-Sep</p> <p>11-Sep</p> <p>18-Sep</p> <p>25-Sep</p> <p>26,000</p> <p>24,000</p> <p>22,000</p> <p>20,000</p> <p>18,000</p> <p>16,000</p> <p>14,000</p>	Open	24917
	High	81846		High	25096
	Low	81156		Low	24882
	Close	81790		Close	25078
	Change	583		Change	183
	Volume (Lacs)	7190		Volume(Lacs)	44262
	Turnover (Rs.inCr)	8734		Turnover(Rs.in Cr)	96872

World Markets	Current	Previous	Pt. Chg	Var(%)
Dow	46695	46758	(63)	-0.14%
Dow Futures	46880	46958	(78)	-0.17%
Nasdaq	22942	22781	161	0.71%
FTSE	9479	9491	(12)	-0.13%
Nikkei	48265	47945	320	0.67%
Hang Seng	26958	26958	Closed	Closed
Gift Nifty	25209	25221	(12)	-0.05%
Straits Singapore	4460	4422	38	0.87%
South Korea	3549	3456	93	2.70%
Taiwan	27163	26761	402	1.50%
Shanghai	3883	3883	Closed	Closed

Commodity Prices	Current	Previous	Pt. Chg	Var(%)
Copper (\$/MT)	10655	10716	(61)	-0.6%
Alumin (\$/MT)	2725	2710	16	0.6%
Zinc (\$/MT)	3007	3035	(28)	-0.9%
Brent Crude (\$/bbl)	66	65	0	0.4%
Gold (\$/Ounce)	3965	3961	4	0.1%
Silver (\$/Ounce)	49	49	0	0.1%
Light Crude (\$/bbl)	62	62	0	0.4%
N G (\$/mmbtu)	3	3	0	0.8%
Sugar (\$/MT)	464	458	7	1.5%
Rubber (Rs./kg)	186	186	0	0.0%
Baltic Dry Index	1932	1901	31	1.6%

Currency Exchange Rate	Current	Previous	Var(%)
Rs./ \$ rate	88.79	88.78	0.01%
Rs./ Euro	103.58	104.21	-0.60%
Rs./Chinese Yuan	12.47	12.47	0.02%
Yen / \$ rate	150.53	150.35	0.12%
\$ US/Euro	1.17	1.17	-0.08%

Dollar Index	Current	Previous	Var(%)
Dollar Index	98.17	98.11	0.07%

Support/ Resistance Levels for Today		
	Nifty	Bank Nifty Fut
Support 1	24940	56000
Support 2	24800	55740
Resistance	25150	56480

Securities in Ban For Trade	
RBLBANK	

Market Review

US: US stocks closed at a record on Monday, powered by technology shares as investors disregard the government shutdown and instead cheer a multibillion-dollar infrastructure deal that signaled the artificial intelligence spending boom.

Asia: Japanese shares extended their rally after the election of a pro-stimulus Sanae Takaichi as the country's next leader sent the yen sliding and drove up yields of long-tenure bonds.

India: Stock markets rallied for the third consecutive day on Monday, with benchmark Sensex climbing 583 points and the Nifty reclaiming the 25,000-level following value buying in IT and financial shares. **Market is expected to open on a flattish note and likely to witness range bound move during the day.**

Global Economy:

Japanese household spending rose at a faster pace than expected in August, government data showed on Tuesday, with consumers feeling relatively upbeat in a promising sign for the recovery in private consumption.

Australian consumer sentiment slid to a six-month low in October as renewed concerns over inflation and the economic outlook weighed on households. The Westpac-Melbourne Institute Consumer Sentiment Index dropped 3.5% to 92.1 in October from 95.4 in September. The drop was the biggest since April 2025, with the index still remaining below the 100-mark that separates optimism from pessimism.

The number of Americans filing new applications for unemployment benefits increased marginally during the last week of September, pointing to a still-low level of layoffs even as hiring has stalled. The labor market has stagnated with businesses not firing employees on a large scale, but also reluctant to hire more workers. Economists have blamed the labor market paralysis on President Donald Trump's trade and immigration policies as well as the growing popularity of artificial intelligence, which have combined to reduce demand and labor supply.

Commodities: Oil prices were steady on Tuesday, with sentiment toward a smaller-than-anticipated OPEC+ output hike dulled by weakening global demand and the potential for a supply glut.

Gold prices rose to an all-time high on Tuesday, extending gains to a third session on U.S. economic and political uncertainties and expectations of further interest rate cuts by the Federal Reserve.

Currency: The yen weakened to a two-month low against the dollar on Tuesday as attention in Japan turned to who may join the cabinet of fiscal dove Sanae Takaichi after her party leadership victory.

FII Derivative Transactions (Rs. Cr)

Contracts	Purchase		Sell		Net	Open Interest (OI)		OI (Previous day)		Change	
	Contract	Value	Contract	Value		Contract	Value	Contract	Value	Contract	Value
Index Future	13043	2500	21125	4003	(1503)	230190	43582	218976	41151	11214	2431
Index Option	9510734	1775898	9488918	1772077	3821	2126105	401209	2014832	377421	111273	23788
Stock Future	284535	20461	293347	20827	(366)	5611943	394519	5607973	391393	3970	3126
Stock Option	317387	23304	314122	23030	274	277595	19306	237034	16313	40561	2993
Total	10125699	1822163	10117512	1819937	2226	8245833	858616	8078815	826278	167018	32338

FII All Activity-BBG (Rs Cr)	Buy	Sell	Net
26-Sep-25	11519	16499	(4979)
29-Sep-25	18667	20022	(1355)
30-Sep-25	18707	22733	(4026)
1-Oct-25	14431	14247	184
3-Oct-25	18292	19876	(1584)
Month to date- Oct	32722	34123	(1401)
FII (Prov.) (Rs Cr)	Buy	Sell	Net
29-Sep-25	17421	20253	(2832)
30-Sep-25	18730	21057	(2327)
1-Oct-25	12378	13984	(1605)
3-Oct-25	16899	18482	(1583)
6-Oct-25	10950	11264	(314)
Month to date-Oct	40227	43730	(3502)
DII (Prov.) (Rs. Cr)	Buy	Sell	Net
29-Sep-25	40257	36411	3846
30-Sep-25	16949	11187	5762
1-Oct-25	15384	12468	2916
3-Oct-25	14005	13516	490
6-Oct-25	16124	11088	5036
Month to date-Oct	45514	37071	8442
FII Debt - BBG (Rs. Cr)	Buy	Sell	Net
26-Sep-25	1694	3071	(1377)
29-Sep-25	4178	3318	860
30-Sep-25	4503	2694	1809
1-Oct-25	3119	2247	872
3-Oct-25	5326	2975	2351
Month to date- Oct	8445	5222	3222

Market Breadth	BSE		NSE	
	No.	%	No.	%
Advance	1827	41%	1340	43%
Decline	2453	55%	1729	55%
Unchanged	173	4%	83	3%

Market Turnover	06-Oct	03-Oct	Var (%)
BSE Cash	8734	9115	-4%
NSE Cash	96872	112828	-14%
NSE Futures	100282	92065	9%
NSE Options	28334054	19382350	46%
Total (Rs.Cr)	28539942	19596358	46%

Volatility Index	06-Oct	03-Oct
Volatility Index	10.19	10.06

Index PE - TTM	06-Oct	Yr. High	Yr. Low
Sensex	22.6	24.2	20.3
Nifty	22.2	23.7	19.6

Corporate News

Brigade Enterprises Ltd has formed a partnership to develop a 6.6-acre housing project in Chennai with an estimated revenue of Rs 1,000 cr. The Bengaluru-based company informed that it has signed a Joint Development Agreement (JDA) for a 6.6-acre land parcel located in West Chennai. The estimated Gross Development Value (GDV) of the project is Rs 1,000 cr. (MC)

Nibe Limited has received Purchase orders amounting to Rs. 20.57 crores from one of the leading Infra and Defence Company of India for manufacturing and supply of multiple Structures.(BS)

Solarworld Energy Solutions Limited has entered into an agreement with M/s. Pioneer Facor IT Infradevelopers Private Limited, to borrow funds amounting to Rs. 50 Cr. (NDTV)

Dilip Buildcon Ltd through its joint venture DBL-APMPL, has received a Letter of Acceptance (LOA) for developing a 100 MW grid-connected ground-mounted solar photovoltaic (PV) power project under captive mode. The project involves supplying power to Madhya Pradesh Jal Nigam (MPJNM) for a period of 25 years from the date of commissioning. (CNBC)

Economy

India's poultry industry is prioritising domestic consumption over exports, citing high production costs and a vast untapped local market. Officials question exporting when local demand offers better value, given expensive feed and low per capita consumption. Significant infrastructure improvements are crucial for India to compete internationally. (ET)

The Supreme Court has sought a response from the Finance Ministry regarding a petition challenging the constitutional validity of the **Securities Transaction Tax (STT)**. The petitioner argues that STT, levied on stock market transactions. (ET)

Niti Aayog CEO BVR Subrahmanyam expressed optimism about an imminent **India-US trade agreement**, highlighting mutual commitment. He also advocated for India to lower tariffs and market barriers to boost manufacturing competitiveness. (ET)

International

Rio Tinto along with partners Mitsui Iron Ore and Nippon Steel will invest \$733 mn to extend the life of their West Angelas iron ore hub in Western Australia's Pilbara region. Rio Tinto's share of the investment amounts to \$389 mn. The project, part of the long-running Robe River Joint Venture.(Invst)

A federal appeals court on Monday rejected Novo Nordisk's challenge to the U.S. government's program that gives its **Medicare health insurance plan** the power to negotiate lower drug prices, the latest in a barrage of lawsuits brought by drugmakers to fail. The Philadelphia-based 3rd U.S. (Invst)

Top 5 Nifty Gainers	06-Oct	03-Oct	Var(%)
SHRIRAMFIN	671	646	4.0%
TCS	2988	2902	3.0%
APOLLOHOSP	7662	7450	2.9%
TECHM	1439	1401	2.8%
AXISBANK	1213	1181	2.7%
Top 5 Nifty Losers	06-Oct	03-Oct	Var(%)
TATASTEEL	170	173	-1.8%
ADANIPTS	1401	1419	-1.3%
INDUSINDBK	739	747	-1.1%
POWERGRID	287	290	-1.0%
EICHERMOT	6880	6941	-0.9%

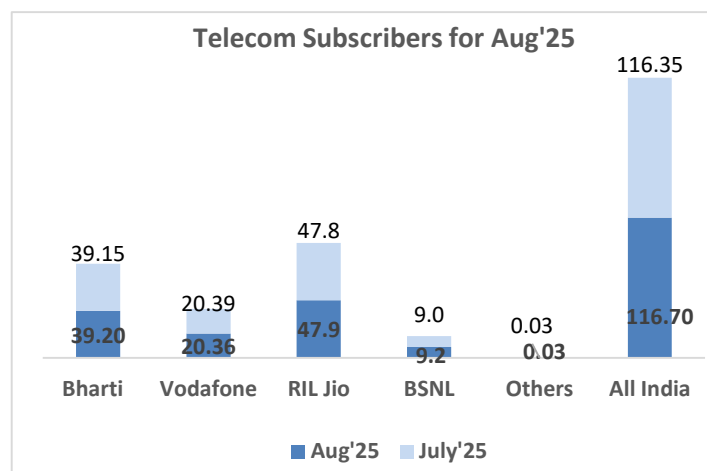
BSE Index Watch	Last	1 day	1 wk	1 mth	1 yr
SENSEX	81790	0.7%	1.7%	1.3%	0.9%
MIDCAP	45988	0.7%	2.8%	1.2%	-2.2%
SMLCAP	53271	-0.2%	1.9%	1.0%	-1.6%
AUTO	59900	0.3%	1.3%	1.7%	2.7%
BANKEX	63432	1.1%	3.3%	4.8%	11.0%
Capital Goods	69564	0.2%	1.8%	4.1%	1.1%
FMCG	20261	-0.2%	0.6%	-2.3%	-11.3%
Health Care	43983	1.1%	2.2%	-0.6%	2.0%
IT	34207	2.0%	2.6%	0.5%	-19.5%
METAL	33736	-0.9%	3.0%	4.9%	0.7%
Oil & Gas	27360	1.0%	3.5%	5.9%	-8.1%
Power	6799	-0.1%	1.5%	3.9%	-16.0%
Realty	6853	0.6%	1.9%	1.0%	-14.0%

Margin Trading Disclosure (Rs. In Cr)	Last	1 day	1 wk	1 mth	3 mth
Op. Scripwise Outstanding	106407	12.0%	6.9%	13.5%	23.0%
Fresh Exposure	3554	-63.8%	-44.4%	-40.6%	-44.1%
Exposure liquidated	3541	7.4%	-44.2%	-38.2%	-41.9%
Closing Net scripwise outstanding	106420	4.8%	6.8%	13.2%	22.6%

NSE USD Futures	06-Oct	03-Oct	Var (%)
Oct Expiry (Rs./\$)	86.82	89.86	-3.4%
Oct Expiry (Rs./\$)	86.87	86.58	0.3%
Total Turnover (Rs. Crore)	4056	3441	18%

Sectors	TTM PE
Auto	34.05
Auto Ancillary	44.1
Banking	14.39
Engineering	45.12
Cement	65.73
Diamonds & Jewellery	42.75
Housing Finance	23.76
Infrastructure & Const	25.48
Metals-Aluminium	28.75
Metal – Steel	18.59
Oil Expl.	7.76
Pharma	10.4
Power – Gen. Supp.	38.58
Information Tech.	30.8
Sugar	16.86
Telecom Serv. Prov.	37.46
Tyres	33.97

Telecom Data (Source: Trai,NBRR)



10 year G-Sec Yield	Current	Previous	Change
US	4.16%	4.15%	1 bps
Japan	1.70%	1.69%	1 bps
India	6.52%	6.51%	1 bps
UK	4.74%	4.69%	5 bps
Libor 3 Mths	4.85%	4.85%	(0) bps

Indian Eco Data	Current	Previous	Var(%)
Forex Reserve (US\$ in bn)	602	700	-14.1%
Inflation - WPI	0.52%	-0.58%	110 bps
Inflation - CPI	2.07%	1.61%	46 bps

India GDP	Q3FY25	Q2FY25	Var (%)
Growth	7.81%	7.38%	43 bps

Monetary Policy	Current	Previous	Change
Repo Rate	5.50%	5.50%	0 bps
Reverse Repo Rate	3.35%	3.35%	0 bps
CRR	3.00%	4.00%	(100) bps
O/S Banking System Liquidity (Rs bn)	2424	2431	(6.8)

IIP Growth %	Aug-25	Aug-24	Apr-Aug
IIP	4.0	0.0	2.9
Capital Goods	4.4	0.0	6.9
Mining	3.8	1.2	4.2
Manufacturing	4.1	-3.7	0.5
Electricity	6.0	-4.3	-2.5

ADR Price Movement

Company	Price (US\$)	Volume	Previous Day Price	Volume	Variance (%)	No. of Share Per ADR	ADR Price (Rs.)	BSE Price	Variance (%)
Infosys Tech	16.69	21090493	16.23	15110143	2.83%	1	1481.86	1476.00	0.4%
Wipro	2.66	9027860	2.62	9484212	1.53%	1	236.17	242.13	-2.5%
Dr.Reddy's	14.09	787244	14.16	1126988	-0.49%	1	1251.02	1248.60	0.2%
ICICI Bank	30.74	4202587	30.76	3572291	-0.07%	2	1364.66	1363.40	0.1%
HDFC Bank	34.83	3094455	34.25	2932283	1.69%	3	1030.82	973.45	5.9%

GDR's (US\$)

	Prices	Prev. Close	Change	Var %
L&T	42.30	42.00	0.3	0.7%
RIL	61.80	61.10	0.7	1.1%
SBI	98.50	98.30	0.2	0.2%

US Economy Data	Current	Previous
Inflation (%) (YoY)	2.90%	2.70%
Unemployment (%)	4.30%	4.20%

Interest Rate (%)	Current	Previous
Fed Rate	4.25%	4.50%

US GDP	Q2CY25	Q1CY25
Growth (QoQ Annualized)	3.80%	-0.60%

China Economy Data	Current	Previous
GDP	5.20%	5.40%
Inflation – CPI (%)	-0.40%	0.00%

Economic Calendar

	Date
Indian GDP Data	28 Nov
Indian Inflation Data CPI	13 Oct
Indian Inflation Data WPI	14 Oct
Indian Monetary Policy	05 Dec
India's Industrial Production (IIP)	28 Oct
US Inflation Data	15 Oct
US GDP	30 Oct
US Unemployment Data	07 Nov
US Fed Rate	29 Oct
China GDP	20 Oct
China Inflation Data	15 Oct

Event Update

Name	Date	Purpose
AGI Infra Ltd.	10/10/25	Stock Split from Rs.5/- to Re.1/-
Laxmi Goldorna House Ltd.	10/10/25	Bonus issue
Rashtriya Chemicals and Fertilizers Ltd.	10/10/25	Rs.1.32 per share(13.2%)Final Dividend
Gokul Agro Resources Ltd.	14/10/25	Stock Split from Rs. 2/- to Re.1/-
MOS Utility Ltd.	14/10/25	Bonus issue
Tata Investment Corporation Ltd.	14/10/25	Stock Split from Rs.10/- to Re.1
Globe International Carriers Ltd.	15/10/25	Bonus & Split/Subdivision
Tata Consultancy Services Ltd.	15/10/25	Second Interim Dividend
ICICI Lombard General Insurance Company Ltd.	23/10/25	Interim Dividend
Accelya Solutions India Ltd.	24/10/25	Rs.40.0000 per share(400%)Final Dividend
Shree Cement Ltd.	03/11/25	Interim Dividend

Bulk Deal As On 06/10/25

BSE					
Security Code	Security Name	Client Name	Deal	Quantity	Price
544425	AJCJEWEL	ANIL MATHURBHAI SOJITRA	B	45600	94.65
544425	AJCJEWEL	CAIFU INVESTMENT ADVISORY LLP	S	60000	94.65
538465	AMARSEC	SOMANI VENTURES AND INNOVATIONS LIMITED	B	27800	15.26
544555	AMEENJI	CRAFT EMERGING MARKET FUND PCC- ELITE CAPITAL FUND	S	224400	100.4
544555	AMEENJI	FINAVENUE GROWTH FUND	B	96000	101
544555	AMEENJI	SANJAY POPATLAL JAIN	B	72000	101
544555	AMEENJI	SATHEESHKUMAR K	B	110400	100.39
544555	AMEENJI	SB OPPORTUNITIES FUND I	B	98400	100.49
544555	AMEENJI	SURYANARAYANA RAJU KANTHETI	B	100800	100.5
544555	AMEENJI	VINOD KUMAR LODHA	B	100800	101
523896	APIL	DIVYA KANDA	B	16867	32.03
526935	ARUNIS	EPITOME TRADING AND INVESTMENTS	S	600000	84.91
526935	ARUNIS	F3 ADVISORS PRIVATE LIMITED	S	450000	84.91
526935	ARUNIS	GREEN PEAKS ENTERPRISES LLP	S	284000	84.91
526935	ARUNIS	TUSHAR BHERULAL TEPAN	S	270000	84.91
513401	ASHIS	DEEPAK JAIN	S	63942	18.86
540788	ASPIRA	DEVJI DEYAT NANDA	S	90000	75.26
544551	BHAVIK	ARYAMAN BROKING LIMITED	S	637000	143.02
544551	BHAVIK	COLAB CLOUD PLATFORMS LIMITED	B	200000	143
544551	BHAVIK	COMFORT ADVERTISING PVT LTD	B	150000	143
544551	BHAVIK	EPITOME TRADING AND INVESTMENTS	B	150000	143.1
544551	BHAVIK	SHRENI SHARES LTD	B	541000	143.31
544551	BHAVIK	SHUBHAM MODI'S NIRMAL LLP	B	345000	143
539175	BLUEGOD	SEIFER RICHARD MASCARENHAS	B	4243251	2.58
522292	CANDOUR	MANGAL KESHAV CAPITAL LIMITED	S	110000	101.7
543651	DAPS	MAYURI SHRIPAL VORA	S	40000	17.97
539405	DITCO	COMFORT ADVERTISING PVT LTD	B	26000	11.31
539405	DITCO	SNEHA SANJEEV LUNKAD	S	17800	11.31
531259	ESHAMEDIA	MULTIPLIER SHARE & STOCK ADVISORS PRIVATE LIMITED	S	69540	49.85
531259	ESHAMEDIA	NIVESH CONSULTANCY PRIVATE LIMITED	B	62306	48.62
531259	ESHAMEDIA	PACE STOCK BROKING SERVICES PVT LTD	S	62448	48.65
531259	ESHAMEDIA	SHRIDHAR P IYER (HUF)	S	75000	48.63
521137	EUREKAI	CHINTAN NAYAN BHAI RAJYAGURU	S	218951	8.75
521137	EUREKAI	NIRAJ RAJNIKANT SHAH	B	525000	8.75
521137	EUREKAI	ZAHERA TRADERS LLP	S	213955	8.74
540266	GLCL	CHALLAGULLA SANDEEP	S	143178	28.02
540266	GLCL	COMFORT ADVERTISING PVT LTD	B	100000	28
544548	GPAPL	MANSI SHARE AND STOCK BROKING PRIVATE LIMITED	S	80000	63.84
544548	GPAPL	SANDIP BHAGAVANJIBHAI CHANDARANA	B	52800	67.06
544548	GPAPL	SWETA KHARKIA	B	57600	65.21
505336	HARSHILAGR	JEKON EXPORTS PRIVATE LIMITED	S	25000000	0.69
505336	HARSHILAGR	MANDAKINIBEN PRADYUMANBHAI PATEL	B	8000000	0.69
505336	HARSHILAGR	NIRAV DINESHBHAI CHAUDHARI	S	31000799	0.69
539697	HILIKS	ANKIT SINGHVI	S	47934	76.34
544483	ICODEX	SHIVAAY STRATEGY HUB LLP	S	98400	43.52
544483	ICODEX	SOURAV CHOUDHARY	B	91200	43.5
543289	KGES	MANOJ KUMAR KANDA	B	12000	49.41
544509	KRUPALU	ALEKH NIKHIL DALAL	S	46400	38.35
544554	KVSCASTING	CRAFT EMERGING MARKET FUND PCC- CITADEL CAPITAL FUND	S	256000	66.3
544554	KVSCASTING	MANSI SHARE AND STOCK BROKING PRIVATE LIMITED	B	900000	66.3
544554	KVSCASTING	MINERVA VENTURES FUND	B	120000	66.3
544554	KVSCASTING	NAV CAPITAL VCC - NAV CAPITAL EMERGING STAR FUND	B	100000	66.3

544554	KVSCASTING	PACE STOCK BROKING SERVICES PVT LTD	B	100000	66.3
544554	KVSCASTING	PASHUPATI CAPITAL SERVICE PVT LTD	B	200000	66.3
544554	KVSCASTING	PRABHAT FINANCIAL SERVICES LIMITED	B	200000	66.3
544554	KVSCASTING	PREETI BHAUKA	B	100000	66.3
544554	KVSCASTING	RAJASTHAN GLOBAL SECURITIES PRIVATE LIMITED	S	276000	66.3
544554	KVSCASTING	VENKATA NAGARAJU PADALA	B	120000	67.96
537707	LADDU	NITIN BAKSHI	S	675865	1.26
544553	MPKSTEELS	CAPACIOUS WEALTH MANAGEMENT LLP	B	100800	84
544553	MPKSTEELS	CHANDRA KANT AGARWAL HUF	S	124800	83.9
544553	MPKSTEELS	DIPESH DILIP VORA	S	64000	80
544553	MPKSTEELS	DIVYA KACHCHHAL	B	110400	80
544553	MPKSTEELS	GAURAV MITTAL	B	126400	80
544553	MPKSTEELS	JOHIT JUTE SALES PRIVATE LIMITED	B	126400	80
544553	MPKSTEELS	MAHALAXMI BROKERAGE (INDIA) PRIVATE LIMITED	B	251200	80
544553	MPKSTEELS	PINE OAK GLOBAL FUND	B	264000	80
544553	MPKSTEELS	SHERWOOD SECURITIES PVT LTD	S	11200	84
544553	MPKSTEELS	SHERWOOD SECURITIES PVT LTD	B	110400	83.7
544553	MPKSTEELS	SUSHMA KACHHAL	B	112000	80
542724	MURAE	KATYAYANI TRADELINK PRIVATE LIMITED	S	15091211	0.51
517431	NARMP	IMTIYAZ IBRAHIMBHAI DESAI	S	50000	209.96
517431	NARMP	SACHIN GOVINDLAL MODI	B	43095	209.39
543207	NATURAL	ARUNKUMAR DASHRATHBHAI PRAJAPATI HUF	B	253021	6.06
543207	NATURAL	RAVI MANDAVA	S	142736	5.65
531512	ORIENTTR	DEEPAK YALLAPPA MANE	B	189895	22.07
531512	ORIENTTR	NIRAJ RAJNIKANT SHAH	S	89300	22.17
543798	PATRON	ARUNKUMAR DASHRATHBHAI PRAJAPATI HUF	B	500000	9.45
543798	PATRON	NILESH JOBANPUTRA	S	196000	9.44
543798	PATRON	RAVI MANDAVA	B	120000	9.45
543798	PATRON	SONY CHANDRAKANT KAUCHE	S	120000	9.46
543540	PGCRL	JUPITER CITY DEVELOPERS (INDIA) LIMITED	S	24600	166.25
536659	PVVINFRA	BYTE DEVELOPERS PRIVATE LIMITED	S	920316	4.72
536659	PVVINFRA	BYTE DEVELOPERS PRIVATE LIMITED	B	12000	4.73
536659	PVVINFRA	KTR CONSTRUCTIONS LLP	S	734771	4.73
536659	PVVINFRA	SINGLE POINT CONSULTANCY PRIVATE LIMITED	S	932525	4.73
543285	RCAN	ANANT WEALTH CONSULTANTS PRIVATE LIMITED	B	100000	43.39
543285	RCAN	B.W.TRADERS	S	157200	43.41
544552	RDGAIL	31 DEGREES NORTH FUND I	S	274800	75.25
544552	RDGAIL	ASTORNE CAPITAL VCC - ALPHA A2	S	46800	79
544552	RDGAIL	GIRIRAJ RATAN DAMANI	B	144000	79
544552	RDGAIL	GOENKA BUSINESS & FINANCE LIMITED	B	100800	76.67
544552	RDGAIL	YASHASVI FINVEST PRIVATE LIMITED	B	56400	78.89
519191	RGRL	PRAVEEN PAHUJA	S	231623	3.33
530525	RRETAIL	ZAHERA TRADERS LLP	S	972981	8.09
539519	SATTVASUKU	GAJANFARALI SHAHIDALI JAIDI	S	2000000	0.86
539519	SATTVASUKU	SETU SECURITIES PRIVATE LIMITED	B	2100000	0.86
539593	SHIVA	CHHAYA GAURANG SHAH	B	58000	8.61
542146	SKIFL	DHRUMIL RAKESH PATEL	B	71250	19.43
542146	SKIFL	PRASHANT NATWARLAL LAKHANI	S	166250	19.43
542146	SKIFL	RAKESH RAMESHBHAI PATEL HUF	B	71250	19.43
538923	SOFCOM	SOMANI VENTURES AND INNOVATIONS LIMITED	B	140000	59
538923	SOFCOM	SOUTH GUJARAT SHARES AND SHAREBROKERS LIMITED	S	133406	59
544539	SOLVEX	SPEXTRA MULTIBIZ PRIVATE LIMITED	B	59200	61.37
539117	SUJALA	DEEPAK YALLAPPA MANE	B	193166	63.1
539117	SUJALA	GAURI NANDAN TRADERS	S	60592	63.31

539117	SUJALA	GAURI NANDAN TRADERS	B	60656	63.29
539117	SUJALA	JUPITER CITY DEVELOPERS (INDIA) LIMITED	S	163350	63
539117	SUJALA	JYOTI MUKESH NALAWADE	S	155000	63.51
539117	SUJALA	PARAG MULTI TRADE LLP	B	65000	63.3
539117	SUJALA	SNEHASKUMAR BALDEVBHAI KANZARIYA	S	11	63.55
539117	SUJALA	SNEHASKUMAR BALDEVBHAI KANZARIYA	B	34000	62.94
530217	SWOJAS	DEALMONEY COMMODITIES PRIVATE LIMITED	B	411440	16.11
526941	VAICC	DHRUVIKA KALPESH CHAWALLA	S	89000	9.47
526941	VAICC	FORAM KALPESH CHAWALLA	S	89000	9.28
526941	VAICC	NEO APEX SHARE BROKING SERVICES LLP	B	100000	9.47
526941	VAICC	SANGEETA KALPESH CHAWALLA	S	89000	9.47
512064	VISVEN	DAMYANTI JIVANDAS GOKALGANDHI	S	25818	63.23
512064	VISVEN	KIRAN JIVANDAS GOKALGANDHI	B	25767	63.23
538579	ZINEMA	MAYURAKSHI DEVELOPERS PRIVATE LIMITED	S	52000	10.53
538579	ZINEMA	MOOLCHAND KIRAN KUMAR JAIN	B	48000	10.53

NSE

Security Code	Security Name	Client Name	Deal	Quantity	Price
ABLBL	Aditya Birla Lifes Bran L	ADITYA BIRLA SUN LIFE MUTUAL FUND	BUY	281746	136.45
ABLBL	Aditya Birla Lifes Bran L	ADITYA BIRLA SUN LIFE MUTUAL FUND	BUY	1408731	136.45
ABLBL	Aditya Birla Lifes Bran L	ADITYA BIRLA SUN LIFE MUTUAL FUND	BUY	1972225	136.45
ABLBL	Aditya Birla Lifes Bran L	AMANSA HOLDINGS PRIVATE LIMITED	BUY	7027712	136.45
ABLBL	Aditya Birla Lifes Bran L	AMANSA HOLDINGS PRIVATE LIMITED	BUY	7027712	136.45
ABLBL	Aditya Birla Lifes Bran L	FLIPKART INVESTMENTS PRIVATE LIMITED	SELL	73170731	136.45
ABLBL	Aditya Birla Lifes Bran L	FLIPKART INVESTMENTS PRIVATE LIMITED	SELL	73170731	136.45
ABLBL	Aditya Birla Lifes Bran L	GHISALLO MASTER FUND LP	BUY	732882	136.45
ABLBL	Aditya Birla Lifes Bran L	GOLDMAN SACHS BANK EUROPE SE - ODI	BUY	775002	136.45
ABLBL	Aditya Birla Lifes Bran L	ICICI PRUDENTIAL LIFE INSURANCE COMPANY LIMITED	BUY	3662702	136.45
ABLBL	Aditya Birla Lifes Bran L	ICICI PRUDENTIAL MUTUAL FUND	BUY	8238179	136.45
ABLBL	Aditya Birla Lifes Bran L	ICICI PRUDENTIAL MUTUAL FUND	BUY	9885816	136.45
ABLBL	Aditya Birla Lifes Bran L	ICICI PRUDENTIAL MUTUAL FUND	BUY	922676	136.45
ABLBL	Aditya Birla Lifes Bran L	ICICI PRUDENTIAL MUTUAL FUND	BUY	8238179	136.45
ABLBL	Aditya Birla Lifes Bran L	ICICI PRUDENTIAL MUTUAL FUND	BUY	9885816	136.45
ABLBL	Aditya Birla Lifes Bran L	MORGAN STANLEY ASIA SINGAPORE PTE - ODI	BUY	732882	136.45
ABLBL	Aditya Birla Lifes Bran L	NIPPON INDIA MUTUAL FUND	BUY	13237502	136.45
ABLBL	Aditya Birla Lifes Bran L	NIPPON INDIA MUTUAL FUND	BUY	4412500	136.45
ABLBL	Aditya Birla Lifes Bran L	NIPPON INDIA MUTUAL FUND	BUY	13237502	136.45
ABLBL	Aditya Birla Lifes Bran L	SBI LIFE INSURANCE COMPANY LIMITED	BUY	15095952	136.45
ABLBL	Aditya Birla Lifes Bran L	SBI LIFE INSURANCE COMPANY LIMITED	BUY	250000	136.45
ABLBL	Aditya Birla Lifes Bran L	SBI LIFE INSURANCE COMPANY LIMITED	BUY	271200	136.45
ABLBL	Aditya Birla Lifes Bran L	SBI LIFE INSURANCE COMPANY LIMITED	BUY	482850	136.45
ABLBL	Aditya Birla Lifes Bran L	SBI LIFE INSURANCE COMPANY LIMITED	BUY	1200000	136.45
ABLBL	Aditya Birla Lifes Bran L	SBI LIFE INSURANCE COMPANY LIMITED	BUY	15095952	136.45
ABLBL	Aditya Birla Lifes Bran L	SOCIETE GENERALE - ODI	BUY	1575002	136.45
ABLBL	Aditya Birla Lifes Bran L	UTI MUTUAL FUND	BUY	678594	136.45
ABLBL	Aditya Birla Lifes Bran L	UTI MUTUAL FUND	BUY	54288	136.45
ABLBL	Aditya Birla Lifes Bran L	VEMF-A LP	BUY	272290	136.45
ATALREAL	Atal Realtech Limited	VISHAL MAHESH WAGHELA	SELL	750654	23.25
BMWVENTLTD	BMW Ventures Limited	NEO APEX VENTURE LLP	BUY	650000	66.87
EMBASSY	Embassy Office Parks REIT	KOTAK PERFORMING RE CREDIT STRATEGY FUND-I	SELL	9043082	421
ESFL	Essen Speciality Films L	ABLY COMMERCE PRIVATE LIMITED	BUY	164520	263
ETERNAL	ETERNAL LIMITED	BOFA SECURITIES EUROPE SA	BUY	8100000	328.45
ETERNAL	ETERNAL LIMITED	GOLDMAN SACHS BANK EUROPE SE - ODI	SELL	8100000	328.45
GML	Galaxy Medicare Limited	AJAY PURSHOTTAMDAS GUPTA	SELL	100000	23.79
MVKAGRO	M.V.K. Agro Food Prod Ltd	INDO THAI SECURITIES LTD	BUY	96000	525
MPER	Manas Polymer N Energie	AFFLUENCE GEMS PRIVATE LIMITED	SELL	222400	153.9
MPER	Manas Polymer N Energie	AJAYKUMAR NATAVARLAL SANGANI	BUY	89600	153.9
MPER	Manas Polymer N Energie	CHANAKYA OPPORTUNITIES FUND I	SELL	160000	153.9
MPER	Manas Polymer N Energie	DHARMIK DILIP SHAH	BUY	40000	153.9
MPER	Manas Polymer N Energie	DHWAJA SHARES & SECURITIES PVT LTD	BUY	86400	153.9
MPER	Manas Polymer N Energie	MANSI SHARE AND STOCK BROKING PRIVATE LIMITED	BUY	40000	153.9
MPER	Manas Polymer N Energie	SUNCITY SHARE BROKER PRIVATE LIMITED	BUY	132800	152.1
NIRMAN	Nirman Agri Genetics Ltd	FIRST AMONG EQUALS	SELL	105000	164.16
NIRMAN	Nirman Agri Genetics Ltd	LUKMAN MUNAVAR PATEL	BUY	48300	153.35
NIRMAN	Nirman Agri Genetics Ltd	RAMAKRISHNA RAO PILLALA	BUY	66600	154.86
NIRMAN	Nirman Agri Genetics Ltd	SEEMA RANI	SELL	138000	153.38
OPTIEMUS	Optiemus Infracom Ltd	BOFA SECURITIES EUROPE SA	BUY	354060	672.1
OPTIEMUS	Optiemus Infracom Ltd	DYMON ASIA MULTI-STRATEGY INVESTMENT (SINGAPORE) PTE	SELL	354060	672.1
PACEDIGITK	Pace Digitek Limited	MORGAN STANLEY ASIA SINGAPORE PTE	BUY	1200000	220.95
PACEDIGITK	Pace Digitek Limited	NECTA BLOOM VCC - NECTA BLOOM ONE	SELL	2102831	224.99
POLYSIL	Polysil Irrigation Syst L	YAGNIK BHARATKUMAR TANK	BUY	152000	265.82
SANGINITA	Sanginita Chemicals Lim	L7 HITECH PRIVATE LIMITED	SELL	189339	10.1
SILKY	Silky Overseas Limited	VINCENT COMMERCIAL COMPANY LIMITED	SELL	60000	116

Disclosure:

Research Reports that are published by Nirmal Bang Securities Private Limited (hereinafter referred to as "NBSPL") are for private circulation only. NBSPL is a registered Research Analyst under SEBI (Research Analyst) Regulations, 2014 having Registration no. INH000001766. NBSPL is also a registered Stock Broker with National Stock Exchange of India Limited, BSE Limited, Metropolitan Stock Exchange of India Limited, Multi Commodity Exchange of India Limited and , National Commodity and Derivative Exchange Limited in Capital Market , Equity and Commodities derivatives segments and Currency Derivatives Segment .

NBSPL has other business divisions with independent research teams separated by Chinese walls, and therefore may, at times, have different or contrary views on stocks and markets.

NBSPL or its associates have not been debarred / suspended by SEBI or any other regulatory authority for accessing / dealing in securities Market since last 20 years. NBSPL, its associates or analyst or his relatives do not hold any financial interest (Except Investment) in the subject company. NBSPL or its associates or Analyst do not have any conflict or material conflict of interest at the time of publication of the research report with the subject company. NBSPL or its associates or Analyst or his relatives may or may not hold beneficial ownership of 1% or more in the subject company at the end of the month immediately preceding the date of publication of this research report.

NBSPL or its associates / analyst has not received any compensation / managed or co-managed public offering of securities of the company covered by Analyst during the past twelve months. NBSPL or its associates have not received any compensation or other benefits from the company covered by Analyst or third party in connection with the research report. Analyst has not served as an officer, director or employee of Subject Company. NBSPL / analyst has not been engaged in market making activity of the subject company.

Analyst Certification: The research analysts and authors of these reports, hereby certify that the views expressed in this research report accurately reflects my/our personal views about the subject securities, issuers, products, sectors or industries. It is also certified that no part of the compensation of the analyst(s) was, is, or will be directly or indirectly related to the inclusion of specific recommendations or views in this research. The analyst(s) principally responsible for the preparation of this research report and has taken reasonable care to achieve and maintain independence and objectivity in making any recommendations.

Disclaimer:

The Research Report is for the personal information of the authorized recipient and does not construe to be any investment, legal or taxation advice. NBSPL is not soliciting any action based upon it. Nothing in the research report shall be construed as a solicitation to buy or sell any security or product, or to engage in or refrain from engaging in any such transaction. In preparing the research report, we did not take into account the investment objectives, financial situation and particular needs of the reader.

The research report has been prepared for the general use of the clients of NBSPL and must not be copied, either in whole or in part, or distributed or redistributed to any other person in any form. If you are not the intended recipient you must not use or disclose the information in the research report in any way. Though disseminated to all the customers simultaneously, not all customers may receive the research report at the same time. NBSPL will not treat recipients as customers by virtue of their receiving the research report. The research report is not directed or intended for distribution to or use by any person or entity resident in a state, country or any jurisdiction, where such distribution, publication, availability or use would be contrary to law, regulation or which would subject NBSPL & its group companies to registration or licensing requirements within such jurisdictions.

The report is based on the information obtained from sources believed to be reliable, but we do not make any representation or warranty that it is accurate, complete or up-to-date and it should not be relied upon as such. We accept no obligation to correct or update the information or opinions in it. NBSPL or any of its affiliates or employees shall not be in any way responsible for any loss or damage that may arise to any person from any inadvertent error in the information contained in the research report. NBSPL or any of its affiliates or employees do not provide, at any time, any express or implied warranty of any kind, regarding any matter pertaining to this report, including without limitation the implied warranties of merchantability, fitness for a particular purpose, and non-infringement. The recipients of the research report should rely on their own investigations.

This information is subject to change without any prior notice. NBSPL reserves its absolute discretion and right to make or refrain from making modifications and alterations to this statement from time to time. Nevertheless, NBSPL is committed to providing independent and transparent recommendations to its clients, and would be happy to provide information in response to specific client queries.

Before making an investment decision on the basis of research report, the reader needs to consider, with or without the assistance of an adviser, whether the advice is appropriate in light of their particular investment needs, objectives and financial circumstances. There are risks involved in securities trading. The price of securities can and does fluctuate, and an individual security may even become valueless. International investors are reminded of the additional risks inherent in international investments, such as currency fluctuations and international stock market or economic conditions, which may adversely affect the value of the investment. Opinions expressed are subject to change without any notice. Neither the company nor the director or the employees of NBSPL accept any liability whatsoever for any direct, indirect, consequential or other loss arising from any use of the research report and/or further communication in relation to the research report. Here it may be noted that neither NBSPL, nor its directors, employees, agents or representatives shall be liable for any damages whether direct or indirect, incidental, special or consequential including lost revenue or lost profit that may arise from or in connection with the use of the information contained in the research report.

Copyright of this document vests exclusively with NBSPL.

Our reports are also available on our website

Registration granted by SEBI and certification from NISM in no way guarantee performance of NBSPL or provide any assurance of returns to investors.

Nirmal Bang Research (Division of Nirmal Bang Securities Pvt. Ltd.)

B-2, 301/302, Marathon Innova,
Opp. Peninsula Corporate Park
Off. Ganpatrao Kadam Marg
Lower Parel(W), Mumbai-400013
Board No. : 91 22 6723 8000/8001
Fax. : 022 6723 8010